

SEDCO Capital Saudi Freestyle Artificial Intelligence Fund

Fund Objective:

Quarterly Statement - Q3 September 2025

An open-ended public investment Fund that complies with Shariah standards and regulations. The Fund aims to achieve capital growth in the medium to long term by investing in securities that fall within the scope of the fund investment, namely: shares of companies listed on the Saudi Stock Exchange. It also invests in shares and/or certificates of Saudi companies and/or their subsidiaries listed on any financial market outside the Kingdom, initial public offerings (IPOs) and/or secondary offerings of companies listed on the Saudi stock market. The initial rights of companies listed on the Saudi Stock Exchange in addition to public and private investment funds that invest in shares listed or to be listed on the Saudi Stock Market, REIT funds listed or to be listed on the Saudi Stock Market and licensed by the competent authorities and public and private funds that invests in debt instruments such as sukuk and Money market funds and transactions.

Fund Facts	
Start Date	13 April 2025
Unit Price at Initial Offering	10 SAR
Fund Size*	SAR 5,339,207
Fund Type	An open-ended public investment fund
Fund Currency	SAR
Risk Summary	High Risk
Benchmark	S&P Saudi Shariah Compliant Total Return Index in Local Currency (SPSHDSL T)
Number of Distribution	NA
Fund Duration	The Fund is open-ended with no specific duration or maturity date.
Percentage of Fees for the Management of the Invested Funds	NA
The Investment Advisor and Fund Sub-Manager	NA
Number of Days of the Weighted Average	NA
Days of Dealing/Valuation	Every Business Day

* As of 30 September 2025

Fund Information as of Q3 2025 - (SAR)		
	Value	%
Total Expense Ratio	83,881	1.57
Borrowing Percentage	NA	NA
Dealing Expenses	8,310	0.16
The Fund Manager's investment	4,707,600	94.34
Distributed Profits	NA	NA

Price information as of Q3 2025 - (SAR)	
Unit Price as of Quarter End - NAV Per Unit	9.4152
Change in NAV Per Unit (comparing with previous quarter)	-3.53%
Dual Unit Price for Money Market Funds, and Debt Instruments Funds with Fixed Income (if applicable)	NA
Total Fund Units	530,000 unit
Total Net Assets	4,990,053
P/E Ratio	23.95

Fund Investment Ownership Information	
Full Ownership	100%
Usufruct Right	NA

Return

	3 months % (end of current quarter)	YTD %	1Year %	3 Years %	5 Years %
Fund performance*	-3.53	-5.85	-	-	-
Benchmark performance (Gross)	5.10	2.99	-	-	-
Performance difference	-8.63	-8.84	-	-	-

* Fund returns are net of all fees.

Risk & Performance

	3 months (end of current quarter)	YTD	1Year	3 Years	5 Years
Standard deviation	9.84%	13.50%	-	-	-
Sharp indicator	-0.45	-0.69	-	-	-
Tracking Error	14.99%	15.09%	-	-	-
Beta	-0.40	0.21	-	-	-
Alpha	-2.76%	-9.20%	-	-	-
Information Index	-0.58	-0.59	-	-	-

- The Fund commenced operations on April 13, 2025.
- Performance and Risk Standards definitions next slide

SEDCO Capital Saudi Freestyle Artificial Intelligence Fund

Quarterly Statement - Q3 September 2025

Fund Investments and Distribution Chart of The Fund's Assets (Sector/Geographical)

Fund Assets (SAR)

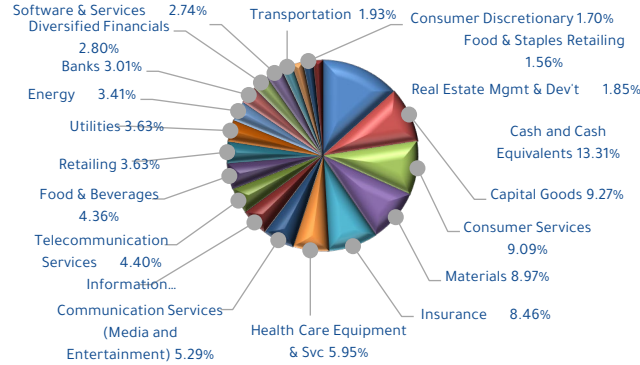
Local Public Stocks 4,628,476

Cash and Cash Equivalents 710,731

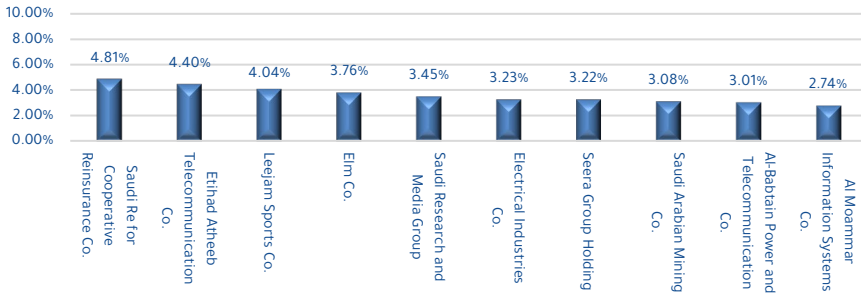
Total Assets* 5,339,207

* As of 30 September 2025

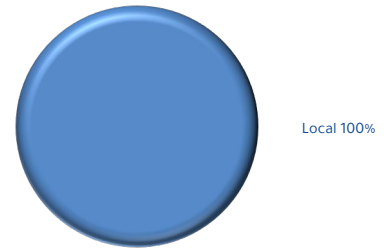
Sectoral Distribution



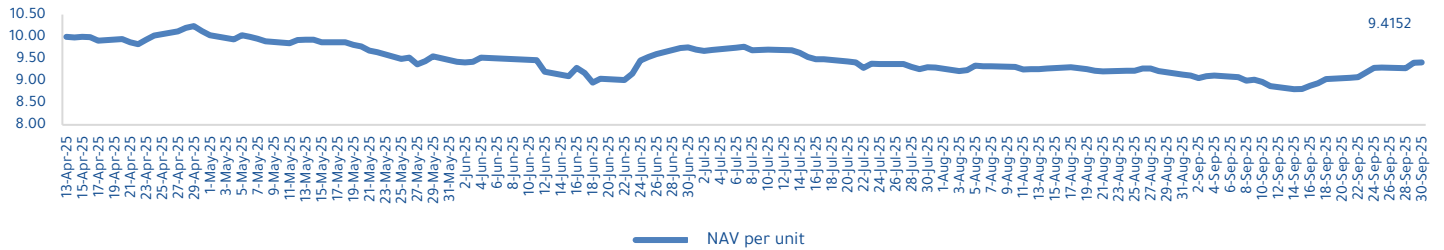
Top 10 Fund Investments



Geographical Distribution



The Performance of the Fund As of Q3 2025



Definitions

Standard deviation	The standard deviation of an investment's returns is a measure of how much they can differ from its average return. It is a measure of risk and, as a result, volatility. Investors can use the standard deviation as a risk indicator to see how volatile their investments have been in the past. A higher standard deviation indicates that an investment is more variable or riskier. $= \sqrt{(\sum (Rp - Avg(Rp))^2 / (n - 1))} * \sqrt{252}$
Sharp indicator	The Sharpe ratio is a tool that allows investors to compare the return on investment to the risk involved. This ratio is derived by subtracting the risk-free rate from the return of the portfolio and dividing the result by the investment's standard deviation. $= (Rp - Rf) / \sigma$
Tracking Error	Tracking error is a financial performance metric that evaluates the difference between an investment portfolio's return variations and the return fluctuations of a set benchmark. Standard deviations are the most common way to measure return variability. $= \sigma(Rp - Rb) * \sqrt{252}$
Beta	The volatility of a mutual fund in relation to its market benchmark is known as beta. $= Cov(x, y) / Var(x)$
Alpha	For a given level of risk, alpha is the excess return over the market benchmark. $= R - [Rf + Beta * (Rm - Rf)]$
Information Ratio	The information ratio demonstrates the fund manager's consistency in providing superior risk adjusted performance.

DISCLAIMER

This infographic is issued by SEDCO Capital, and it is intended for general information purposes only, and does not constitute an offer to buy or subscribe or participate in any securities, nor shall it (or any part of it) form the basis of or be relied on in connection with or act as inducement to enter any contract whatsoever. This report is confidential in nature and is only intended for selected investors. If you wish to have any more details about the funds, refer to the related fund's T&Cs. The value, price and income from securities can go down as well as up. Investors may get back less than what they originally invested. Changes in currency rates may have an adverse effect on the value, price or income of the securities. For an illiquid security, it may be difficult for the investor to sell or realize the security and to obtain reliable information about its value or the extent of the risks to which it is exposed. SEDCO Capital is a closed Joint Stock Company with a paid-up capital of SR200 million and is authorized by the Capital Market Authority of the Kingdom of Saudi Arabia with a license number 11157-37 granted by Capital Market Authority to carry out dealing, managing investments and operating funds, arranging, advising and custody, with respect to securities. This document may not be distributed in the Kingdom except to such persons as are permitted under the Investment Funds Regulations issued by the Capital Market Authority. The Capital Market Authority does not make any representation as to the accuracy or completeness of this document and expressly disclaims any liability whatsoever for any loss arising from, or incurred in reliance upon, any part of this document. Prospective subscribers of the securities offered hereby should conduct their own due diligence on the accuracy of the information relating to the securities to be offered. If you do not understand the contents of this document, you should consult an authorized financial adviser.